
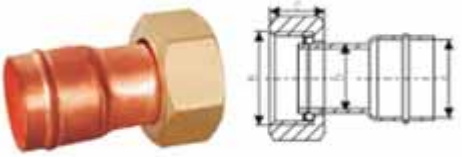
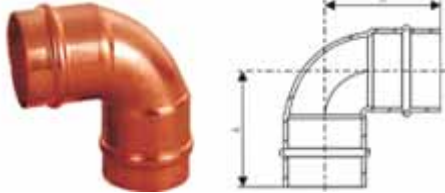

 <p>Copper pipe fittings</p>	Reducing Straight-through: Single End With Auxiliary Tin(C*C) DY-7026			
	DN(in)	DW /	A	
	20/15-16	18/15	42	
	25/15-16	22/18	46.5	
	25-20	28/22	47	
	40/15-19	35/28	53.5	
	40/32	42/35	54.5	
	50/20	54/42	60.5	
 <p>Copper pipe fittings</p>	Reducing Straight-through: With Auxiliary Tin(C*C) DY-7027			
	DN(in)	DW /	A	
	20/15-16	18/15	42	
	25/15-16	22/18	46.5	
	25-20	28/22	47	
	40/15-19	35/28	53.5	
	40/32	42/35	54.5	
	50/20	54/42	60.5	
 <p>Copper pipe fittings</p>	Straight-through With Cap: With Auxiliary Tin DY-7028			
	Rc(in)	DN		
	A	B	C	D
	10.06 10.15	3/8	11.5	10
	14.06 14.15	1/2	12.5	14
	18.06 18.15	3/4	14	18
	28.07 28.18	1"	16.5	24
	35.09 35.23	1¼	18.5	30
	42.09 42.23	1½	21	37
	54.09 54.23	2"	25	46

 <p>Copper pipe fittings</p>	90° End With Auxiliary Tin(C*C) DY-7029							
	DN	DW	A	DN	DW	A		
	8	8	16	25	28	41		
	10	10	17.5	32	35	49		
	15-16	15	27	40	42	60		
	15-19	18	29	50	54	70.5		
20	22	35.5						
 <p>Copper pipe fittings</p>	Constant Diameter Reducing Tee: With Auxiliary Tin(C*C*C) DY-7030							
	DN(in)	DW	A	B	DN	DW	A	B
	6	8	32	16	25	70	48.5	35
	8	10	34	17	32	81	55	40.5
	15-16	12	41	2.5	40	96	65	48
	15-19	16	53	26	50	108	68	56
20	22	61	30					